

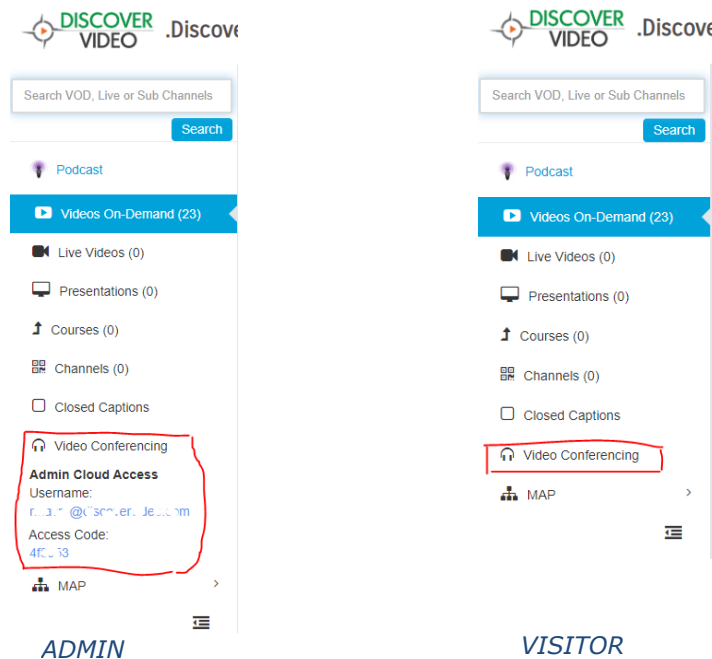
What's New

DEVOS update 4.9.5003 has a new **web video conference** feature and several improvements and bug fixes. The update is available to all DEVOS customers that have current maintenance. Please note that the video conference feature will be disabled anytime maintenance is not current.

Web Video Conference

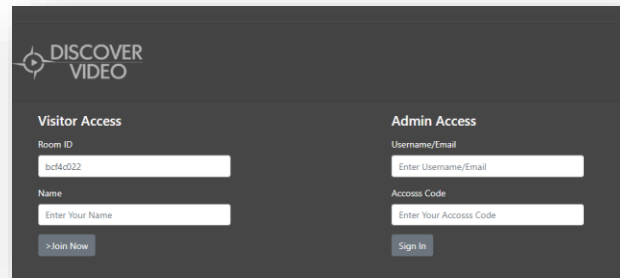
The Video Conference feature enables you to conduct two-way, single or multi-party video conference calls with the DEVOS system. Video conference “rooms” are automatically created for each DEVOS channel.

When logged in, the owner (“admin”) of a channel is the manager of the video conference and anyone else is a participant / visitor. The channel admin is shown the conference admin name and the access code. The admin must enter the access code to begin the conference. The access code is assigned to the admin and is the same for all channels for that admin.

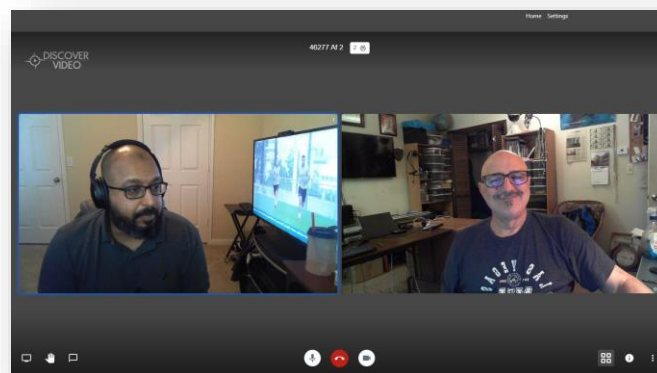


To begin a conference, click on “Video Conference” in the channel menu.

Upon selection, a new web page will open. If you are the admin, enter your DEVOS login credentials and the conference access code. If you are not the admin, enter your Visitor name.

A screenshot of the Discover Video login interface. It is a dark-themed page with two columns of input fields. The left column is titled "Visitor Access" and contains fields for "Room ID" (with the value "bcf4cd22" entered), "Name" (with "Enter Your Name" entered), and a ">Join Now" button. The right column is titled "Admin Access" and contains fields for "Username/Email" (with "Enter Username/Email" entered), "Access Code" (with "Enter Your Access Code" entered), and a "Sign In" button.

When the Admin is logged in and a visitor joins, the conference may begin.



Two Parties

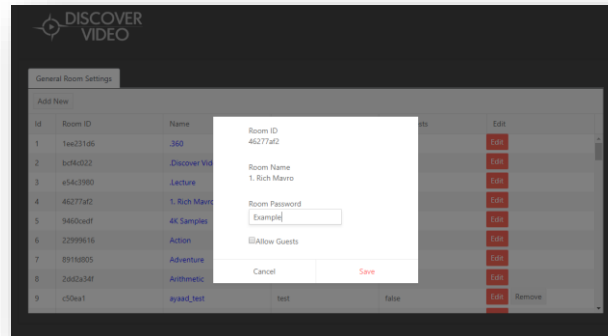
The primary use for the web conference is for two parties to communicate. This uses the least amount of bandwidth and resources and is a peer-to-peer connection. There is no limit to the number of simultaneous channels / rooms that may conduct such two-party web conferences.

Multiple Parties

When multiple parties participate in a web conference, additional technology is used to join the parties together in your channel / room. This additional technology may introduce limits and the number of participants should be kept to 20 or less.

Settings

The Admin has access to all channel / rooms that they own. They do not have access to channels / rooms that they do not own. From the setting dialog, the Admin may set a password for any room, and any visitor must enter this password to access the conference.



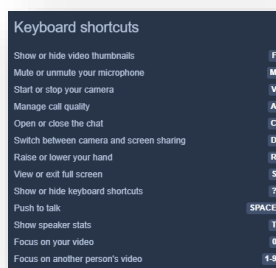
The Admin may select “Allow Guests” for any of their channels. When selected, the channel / room is open for use by anyone with access to the channel without the Admin needing to log in first (although the optional password may still be used).

Screen Share and Other Features

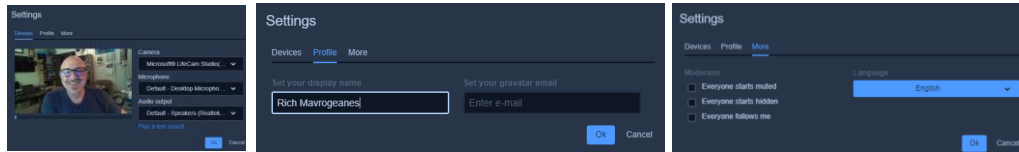
Users may share their computer screens, conduct text chat, and “raise their hand” to indicate their desire to speak. In multi-party calls, the user may also select the layout style.

The Admin can immediately kick out any user from a multi-party call by right-click on that user.

All users have access to keyboard shortcuts:



You may set your audio/video device settings, Profile, and startup values.



Recording

Recording of a web conference is done with a recording plugin for your browser (Chrome) that will record your screen and audio. After recording, you may easily upload the recording to DEVOS for Video-on-Demand playback.

Firewall / Security / Home Users

The DiscoverVideo web video conference system operates over the public Internet and may be used even when users do not have direct access to your DEVOS system (e.g. your system is fully behind a firewall and cannot be reached from outside). The DEVOS system shares channel ID information (not user information) to the DVMeet cloud. This allows home users and guests to participate in video conference sessions while retaining channel control from your system.

All traffic is encrypted.

For users without access to your DEVOS system, send them the channel link from your channel page (e.g. <https://meet.discovervideo.com/?id=abc123456>)

For added security the admin of any conference can set a password for the session and communicate this to users via email or other means.

Operational Notes

- Web video conference works with modern browsers, including Chrome, Edge, and Firefox.
- Mobile Android users may use Chrome.

- Mobile iPhone/iPad (iOS) users may install the DiscoverVideo DVMeet application. This App will launch automatically from the web conference page after it is installed.
- For high quality video from other cameras and video equipment, the Discover Video Razor provides a HDMI input that may be used as your audio/video source.
- If a visitor joins a conference before the admin starts the conference, they are placed in a “waiting room”. The conference starts when the admin joins the call. You can change this to allow guest to use the conference without the admin by editing the room to allow guests.
- Web conference is not intended to replace streaming. For best result, stream your session (classroom, seminar, etc.) and use web conference for one-to-one engagement with viewers to answer questions.

To Update

Login to the system with super administrator privilege. Navigate to Super Portal / Devos Settings / About. Select “Check Now” and follow instructions.

If you do not have active software maintenance, the update will not be available.

If you have not updated to the prior version 4.9.XXXX, contact support to schedule an update.

The update will take about 30 minutes.